


# Fluency Mobile – Quick start Guide

## Account Setup

### Steps for getting started with Fluency Mobile:

1. All users have access to Fluency Mobile. Follow the steps below and log in using your Hospital network log in information.
2. Download the free **M\*Modal Fluency Mobile™** app.
  - For Android devices use Google Play Store, and for iOS devices use the Apple App Store.
    - [Minimum requirements for devices: iOS 10 and newer and Android OS 5.6 and newer.](#)
  - You should see the following **Fluency Mobile** icon once installed.




## Login


**\*PLEASE NOTE THAT THESE SCREENS MAY APPEAR SLIGHTLY DIFFERENTLY BETWEEN ANDROID AND iOS DEVICES\***

### Steps for **first time** login:

You will initially be prompted to select a connection—select **Canada**

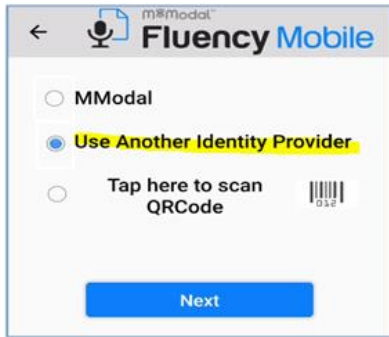


Android

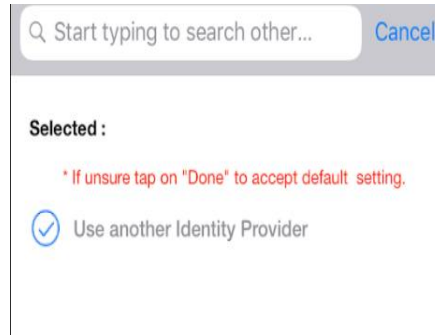


Apple

At the next screen, select the middle option **Use Another Identity Provider**.

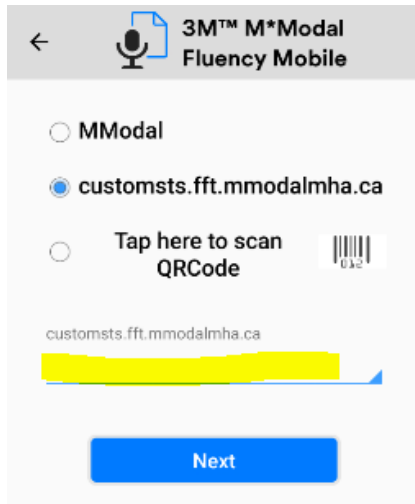


Android

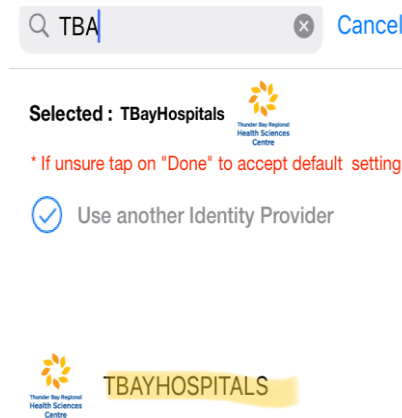


Apple

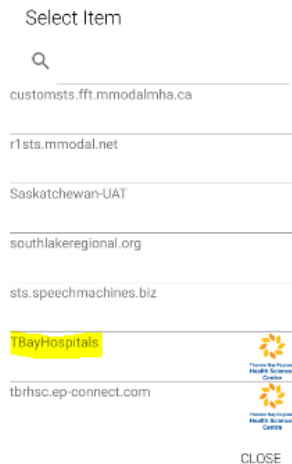
Select the highlighted drop down (Android) and choose **TBayHospitals**, or enter this value in the presented search field (iPhone/iOS). Then select **Next** at the bottom of the window after selecting:



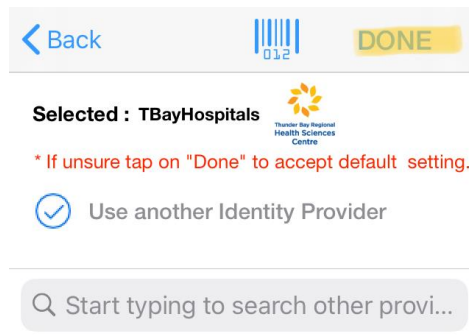
Android



Apple

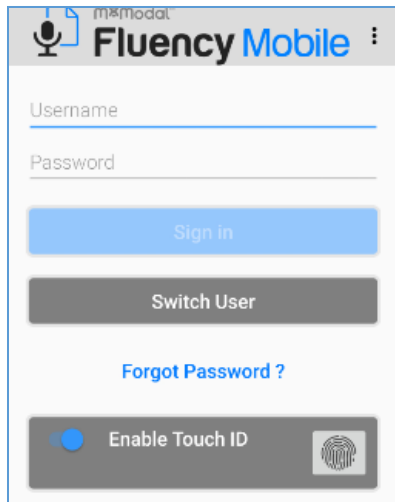


Android



Apple

You will be taken to the login screen:



Android



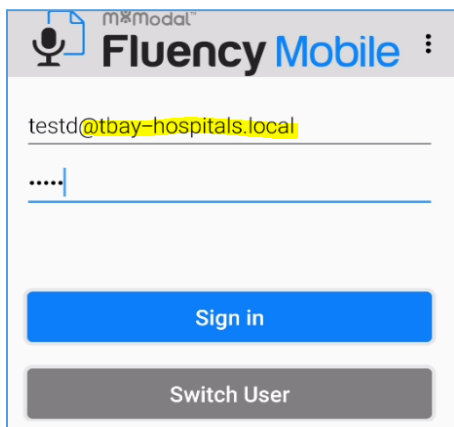
Apple

Enter your Novell username **@tbay-hospitals.local** and password to log in to the application.

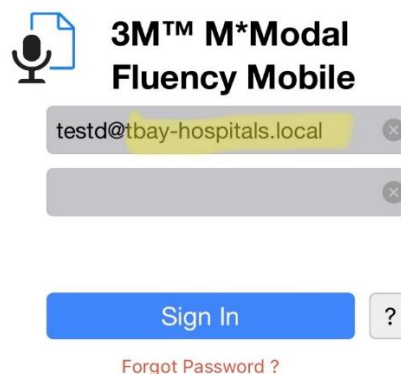
**\*If @tbay-hospitals.local IS NOT APPENDED TO YOUR USERNAME YOUR LOGIN WILL BE UNSUCCESSFUL\***

### Steps for login (after first login):

Following a successful initial log on, any attempt to open the application will always take you directly to the login page depicted below (with the most recently entered username displaying by default):



Android



Apple

If the username is correct, simply enter your Novell password and select **Sign In** to access the application.

**\*\*Please Note: The highlighted portion above must always be appended to the username in order for login to be successful.\*\***

**Please see the full user guide on TBRHSC iNtranet under departments/health records/professional staff information/Fluency Mobile User Guide.**