


Overhead Thumb loop Gown - Putting on and Taking off Instructions

PUTTING ON:

1. Wash your hands



1.



2.

2. Put on gown
 - Slide arms into the sleeves and hands into thumb loop cuffs
 - Pull gown over the head


3.

3. Pull the neckline of the gown up to maximize coverage



4.

4. Tie the waist tie at the back of the gown



Overhead Thumb loop Gown - Putting on and Taking off Instructions


TAKING OFF:

1. Remove gloves



1.

2. Remove gown in a manner that prevents contamination of clothing or skin



2.


- Starting at the back of the neck, pull the gown to break the closure.

5. Wash your hands



5.

4. Put in garbage immediately



4.

3.

3. The outer 'contaminated' side of the gown is pulled forward and turned inward, rolled off the arms into a bundle.

